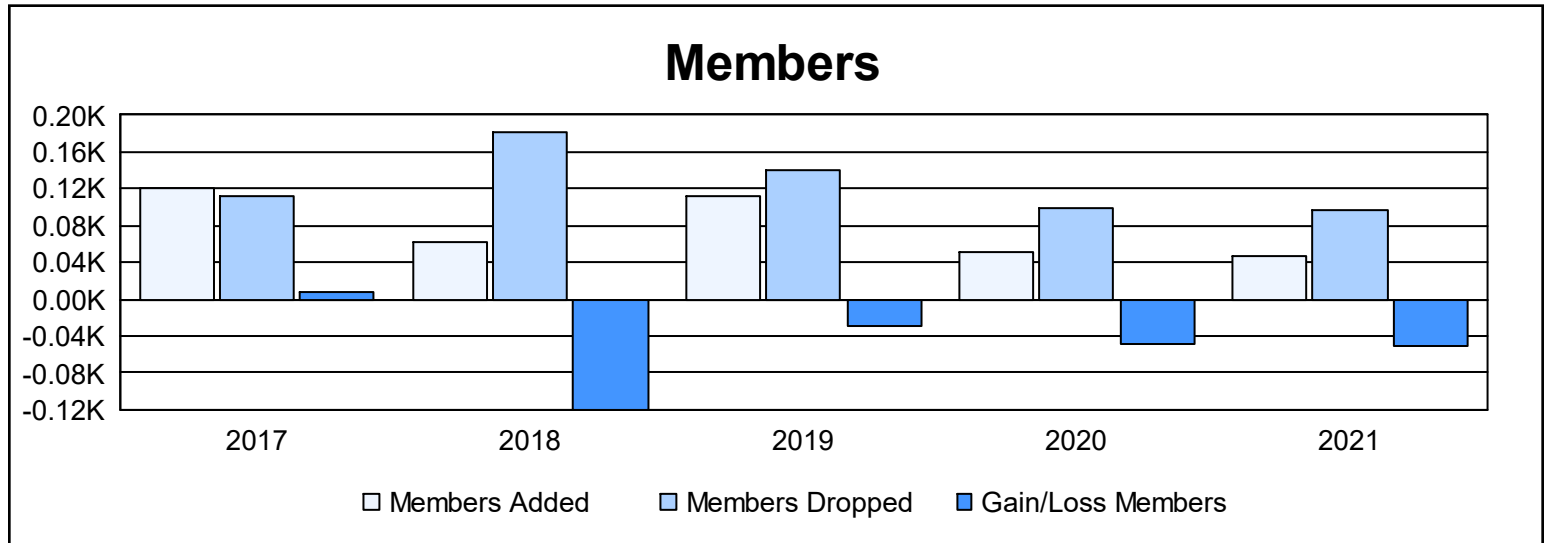
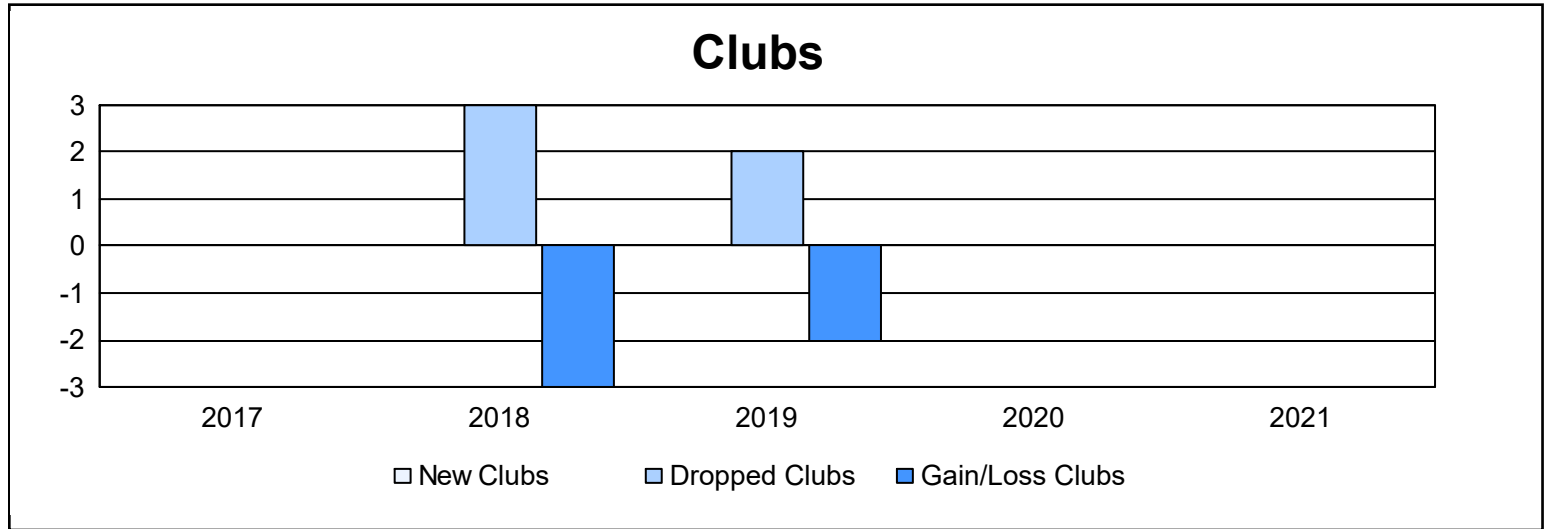
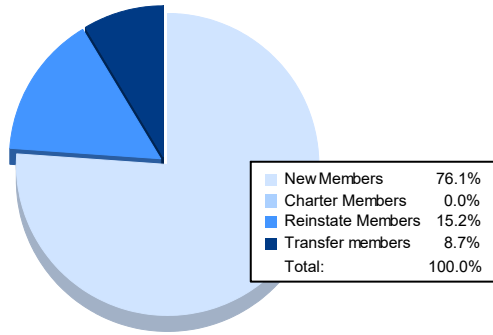


| Year | New Clubs | Dropped Clubs | Gain/ Loss Clubs | New Members | Charter Members | Reinstate Members | Transfer Members | Total Member Added | Total Members Dropped | Gain/ Loss Members |
|----------------|-----------|---------------|------------------|-------------|-----------------|-------------------|------------------|--------------------|-----------------------|--------------------|
| 2016-2017 | 0 | 0 | 0 | 114 | 0 | 3 | 3 | 120 | 112 | 8 |
| 2017-2018 | 0 | 3 | -3 | 43 | 0 | 10 | 8 | 61 | 181 | -120 |
| 2018-2019 | 0 | 2 | -2 | 77 | 10 | 5 | 19 | 111 | 140 | -29 |
| 2019-2020 | 0 | 0 | 0 | 43 | 1 | 2 | 6 | 52 | 100 | -48 |
| 2020-2021 | 0 | 0 | 0 | 35 | 0 | 7 | 4 | 46 | 96 | -50 |
| Average | 0 | 1 | -1 | 62 | 2 | 5 | 8 | 78 | 126 | -48 |



Membership Composition June 2021 Cumulative



Gender Composition June 2021 Cumulative

